

## Peak Emission Wavelength: 650nm


The 650nm Point Source Series is designed for applications requiring high accuracy and precision. Custom package solutions and sorting are available.

### FEATURES

- > Hermetically Sealed TO-18
- > Emitting Window Diameter  $\Phi$  160 $\mu$ m
- > Gold Plated Flat Top Can
- > High Reliability / High Output Power

### APPLICATIONS

- > Optical Sensing
- > Linear & Rotary Encoder
- > Machine Vision / CCD
- > Optical Instruments



## Absolute Maximum Ratings (Ta=25°C)

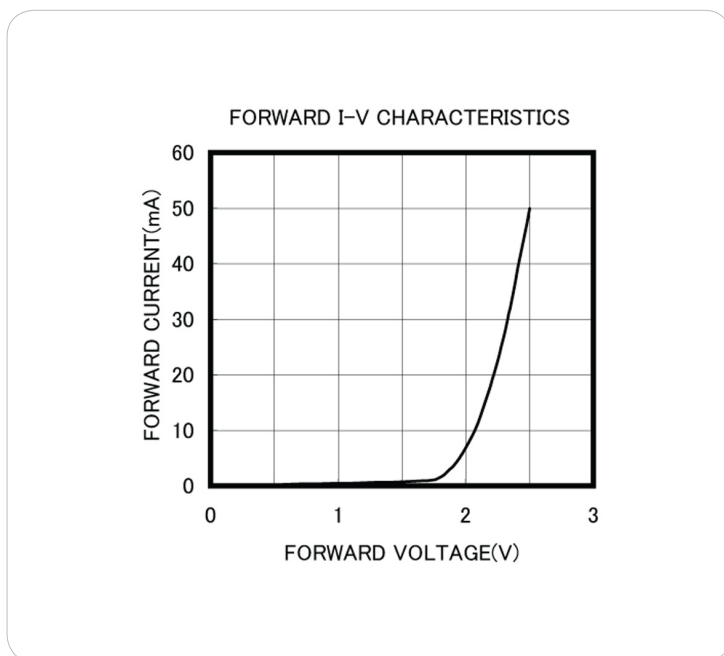
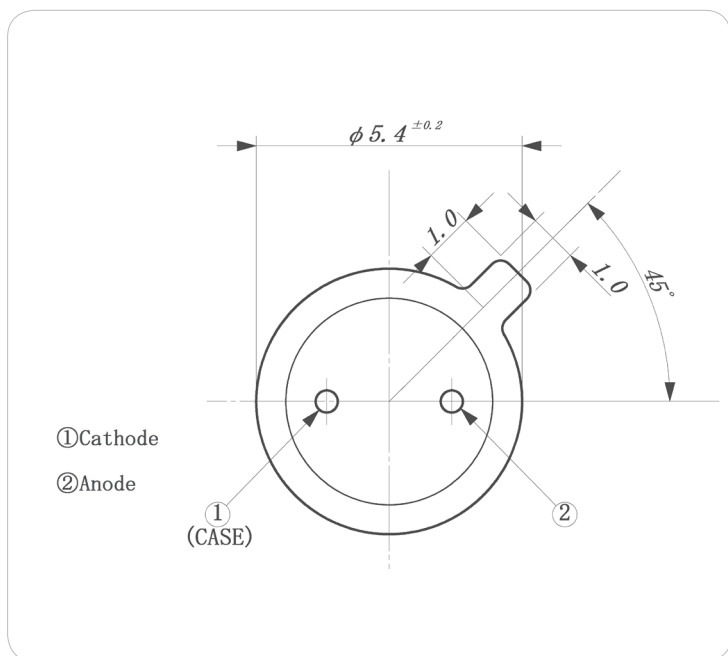
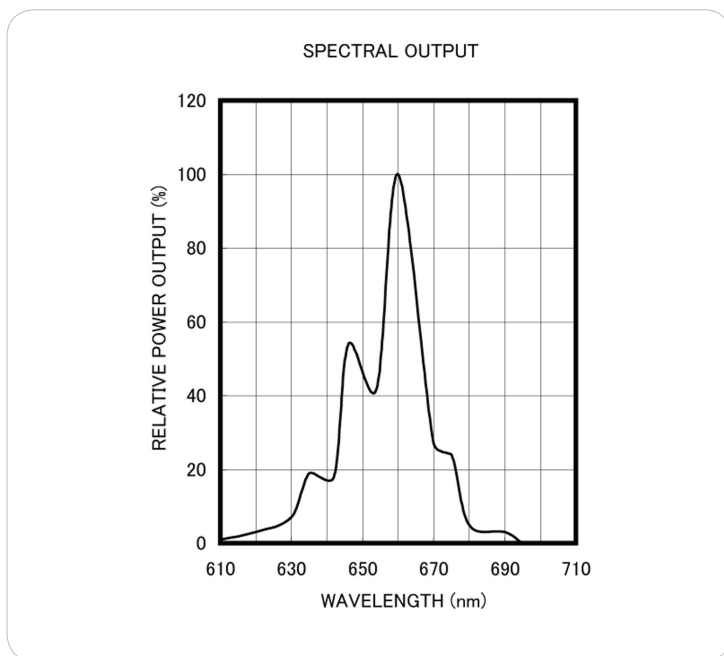
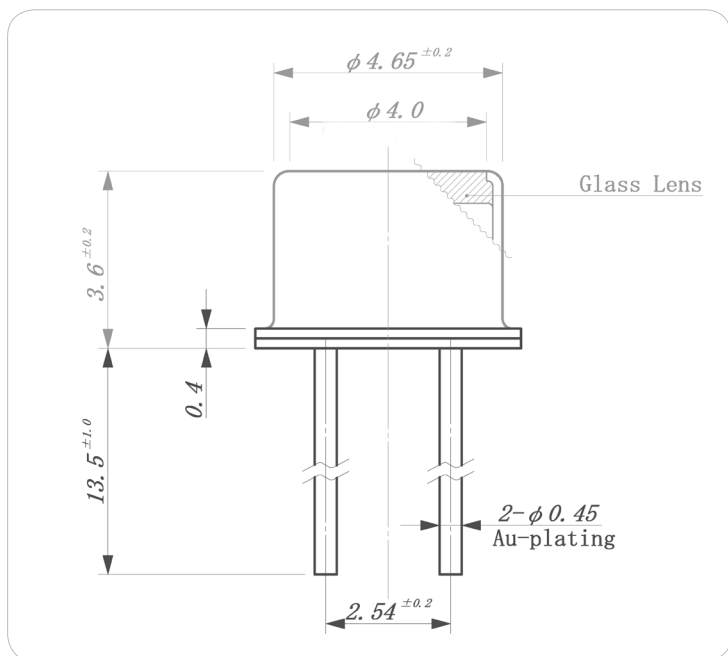


ITEMS	SYMBOL	RATINGS	UNIT
Forward Current (DC)	IF	50	mA
Forward Current (Pulse)*1	IFP	0.3	A
Reverse Voltage	VR	5	V
Power Dissipation	PD	125	mW
Operating Temperature Range	Topr	-20 ~ +85	°C
Storage Temperature Range	Tstg	-30 ~ +100	°C
Junction Temperature	Tj	100	°C
Lead Soldering Temperature*2	Tls	260	°C

\*1: Tw=10 $\mu$ sec, T=10msec; \*2: Time 5 Sec max, Position: Up to 3mm from the body.

## Electrical & Optical Characteristics (Ta = 25°C)

ITEMS	SYMBOL	CONDITIONS	MIN	TYP	MAX	UNIT
Power Output	PO	IF=20mA	0.2	0.4	--	mW
Forward Voltage	VF	IF=20mA	--	2.2	2.5	V
Reverse Current	IR	VR=5V	--	--	100	$\mu$ A
Peak Emission Wavelength	$\lambda_p$	IF=20mA	--	650	--	nm
Spectral Line Half Width	$\Delta\lambda$	IF=20mA	--	20	--	nm
Half Intensity Beam Angle	$\Theta$	IF=20mA	--	$\pm 45$	--	deg
Temperature Coefficient of PO	P/T	IF=10mA	--	-0.24	--	%/°C
Temperature Coefficient of VF	V/T	IF=10mA	--	-3.8	--	mV/°C
Rise Time	Tr	IFP=20mA	--	35	--	Sec
Fall Time	Tf	IFP=20mA	--	30	--	Sec



Unit: mm, Tolerance:  $\pm 0.2$

